

NSW Design System

Making it easier to design and develop great digital products and services.

NSW Digital Service Toolkit

We exist to make it easier to design and deliver great NSW digital services.



Design System



Standards



Delivery Manual



Solutions



Resources




Activities & Templates



Community

There's changes for designers

Here's a summary...

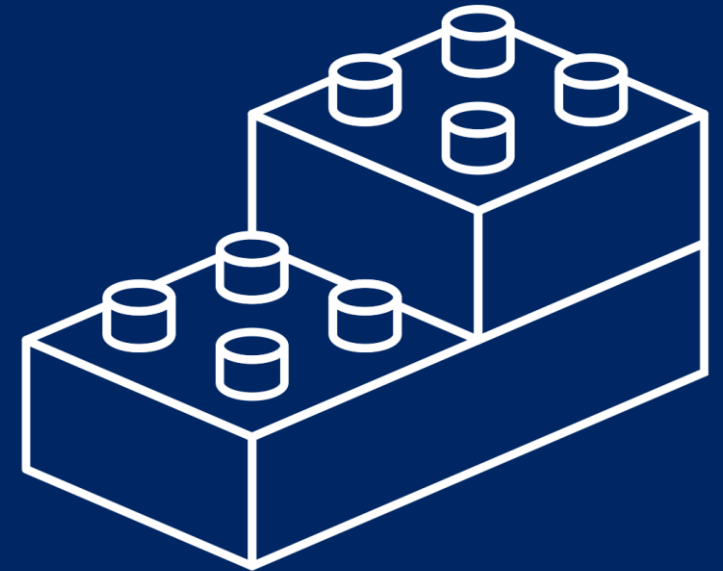


What has changed

- Designers weren't using components as-is
- We've given designers more 'raw ingredients' which are reflected in our styles
- We're the official brand kit, now 🤝
- The new brand has theming, so the DDS does too

Development in Government has changed

The design system has changed to meet new needs



Development has changed

- DDS was built to solve a need in 2018



Development has changed

- DDS



Development has changed

- DDS was built to solve a need in 2018
- In 2021, that still exists, but it's not the main approach any more
- Before: People setting up a CMS and CMS users
- After: People who make standalone apps using API-first CMSs
- We need to help both groups

Why it's changed

First, we spoke to devs

🙏 Thanks to those involved. We learned that:

- the DDS is primarily used alongside other frameworks
- it's easier to use something similar and off-the-shelf than build a component with the DDS
- documentation needs vary

Version 3



We are Design System

“A Design System is an ever evolving collection of reusable components, guided by rules that ensure consistency and speed, by being the single source of truth for any product development.”

V2

- Non-integrated components
- Design/Code inconsistencies
- Limited flexibility
- Lack of page-level elements
- Fractured documentation

V3

- Atomic approach
- Consistent, but not uniform
- Component variations and theming
- Updated layouts, spacing, sections
- Comprehensive documentation and examples

You choose what you use

Foundations

The essentials of the project: settings, mixins, functions, base styling, palette and default theme.

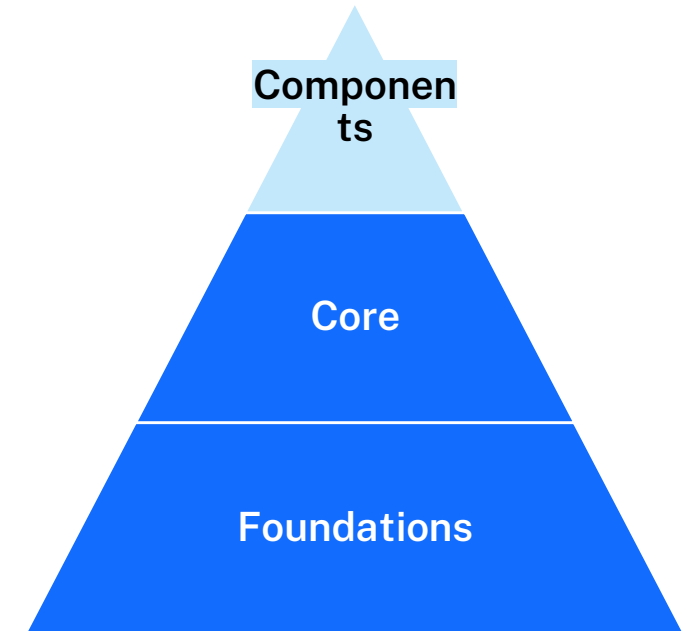
Core

Building blocks of the product: typography, iconography, grid, layout, sections, spacing.

Components

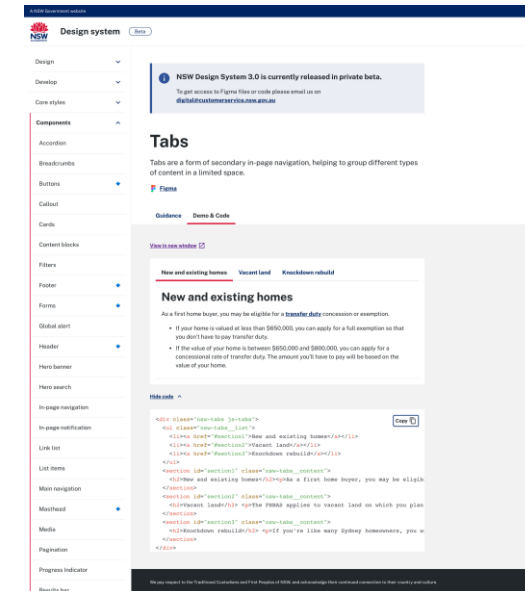

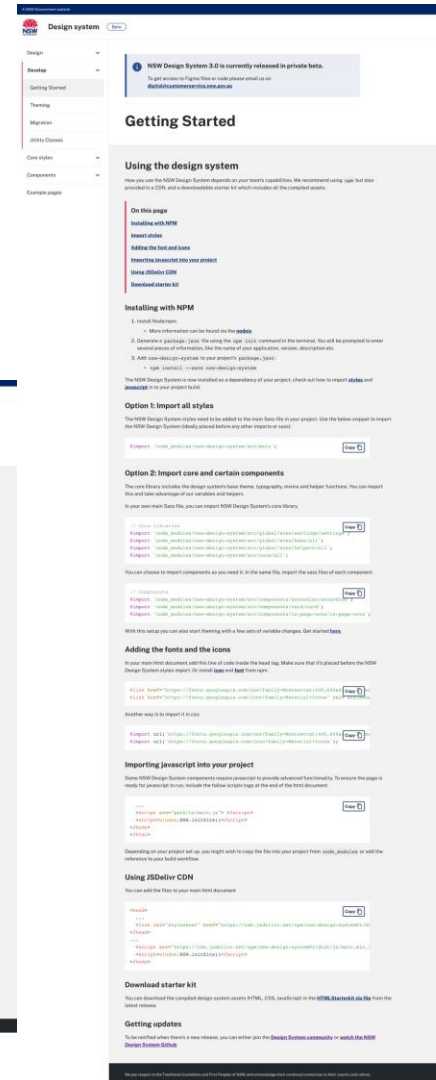
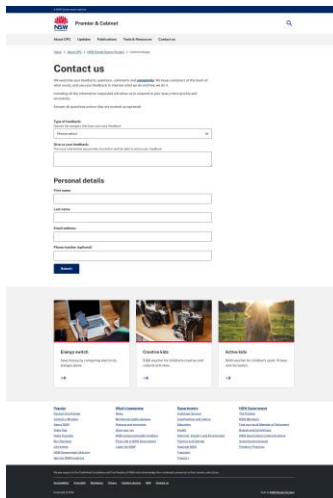
Pre-assembled components for content and forms which save you making your own: accordion, tabs, forms, header, navigation, footer, banner etc.

These save time but can be replaced with your own components to suit your users' needs.



The Dos, Don'ts and How-tos

- One-stop documentation portal
- Information tailored for Designers and Developers
- Getting started guides
- Interactive examples and code



‘Does this spark joy?’ If not, dispose of it.

Deprecated

Direction link component
Feature tile component
Hero Banner component [legacy]
Social bar component
Grid legacy HTML structure
Layout legacy HTML structure
Section legacy classes
Icons legacy classes
Button legacy classes
Forms legacy HTML structure
Header legacy HTML structure
Unused SCSS variables, mixins and classes
SVG icon files
Montserrat font

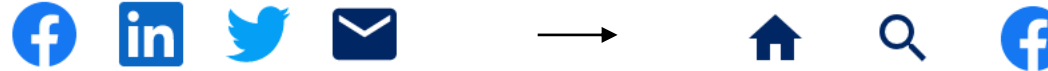
Updated

Core styles

Colour: No changes
Typography: updated links for all components, added default table styles
Iconography: added sizing and colour options, removed default size and colour, updated positioning inside components
Grid: CSS cleanup
Layout: renamed page-layout to layout and moved to styles
Section: No changes
Spacing: No changes

Components

Accordion: cleaned up classes, changed hbs setup
Breadcrumbs: changed nsw-breadcrumb to nsw-breadcrumbs, cleaned up classes, changed hbs setup
Buttons: decreased padding, changed wrapper class
Callout: updates spacing, classes cleanup
Cards: component code rewrite, changed default card to be content
Content blocks: classes/code cleanup
Filters: styles cleanup, buttons update
Footer: cleaned up classes, changed to single component BEM
Forms: styles cleanup, changed name to form
Global alert: styling/classes update, renamed site-wide-message to global-alert
Header: BEM classes update, styles cleanup
Hero banner: renamed banner to hero-banner, updated link on dark bg
Hero search: CSS/classes cleanup
In-page navigation: renamed to in-page-nav, classes/CSS update
In-page notification: renamed notification to in-page-note, classes update, CSS cleanup
Link list: CSS/classes cleanup
List items CSS/classes cleanup
Main navigation: CSS/classes cleanup, minor visual updates, changed name to main-nav
Masthead: Skip styles/classes cleanup
Media: No update
Pagination: classes cleanup, styling update
Progress Indicator: Cleaned up classes
Results bar: No update
Side navigation: cleaned up classes and CSS
Tables: added default table styling, cleaned up CSS
Tabs: updated component name and removed li/a classes
Tags: cleaned up CSS, changed wrapper class



```
<nav aria-label="Breadcrumbs" class="nsw-breadcrumb">
  <ol class="nsw-breadcrumb__list">
    <li class="nsw-breadcrumb__item">
      <a href="#" class="nsw-breadcrumb__link">Home</a>
    </li>
    <li class="nsw-breadcrumb__item">
      <a href="#" class="nsw-breadcrumb__link">About DPC</a>
    </li>
    <li class="nsw-breadcrumb__item">
      <a href="#" class="nsw-breadcrumb__link">NSW Digital Design System</a>
    </li>
    <li class="nsw-breadcrumb__item">
      <a href="#" class="nsw-breadcrumb__link nsw-breadcrumb--current"
        aria-current="page">Content design</a>
    </li>
  </ol>
</nav>
```

```
<nav aria-label="Breadcrumbs" class="nsw-breadcrumbs">
  <ol>
    <li>
      <a href="#">Home</a>
    </li>
    <li>
      <a href="#">About DPC</a>
    </li>
    <li>
      <a href="#">NSW Digital Design System</a>
    </li>
    <li>
      <a href="#" class="current" aria-current="page">Content design</a>
    </li>
  </ol>
</nav>
```

- We have a long changelog list
- We deprecated some components, but you can still re-create them using new classes
- Remaining components were refreshed
- We introduced CSS variables

```
$nsw-primary-blue: #002664 !default;
$nsw-primary-highlight: #d7153a !default;
$nsw-secondary-blue: #2e5299 !default;
```

```
--nsw-brand-dark: var(--nsw-palette-blue-01);
--nsw-brand-light: var(--nsw-palette-blue-04);
--nsw-brand-accent: var(--nsw-palette-red-02);
--nsw-brand-supplementary: var(--nsw-palette-blue-02);
```

Brand update

Grey 01	Green 01	Teal 01	Blue 01	Purple 01	Pink 01	Red 01	Orange 01	Yellow 01	Brown 01	Black
#22272B	#004000	#0B3F47	#002664	#441170	#65004D	#630019	#941B00	#694800	#523719	#000000
Grey 02	Green 02	Teal 02	Blue 02	Purple 02	Pink 02	Red 02	Orange 02	Yellow 02	Brown 02	White
#495054	#00AA45	#2E808E	#146CFD	#8055F1	#D912AE	#D7153A	#F3631B	#FAAF05	#B68D5D	#FFFFFF
Grey 03	Green 03	Teal 03	Blue 03	Purple 03	Pink 03	Red 03	Orange 03	Yellow 03	Brown 03	Off-white
#C0C6C9	#8DEB9C	#8DD6D9	#68D6FF	#C7B9F5	#F4A9E4	#F6ACB6	#F1C08C	#FDE079	#D8BEA2	#F2F2F2
Grey 04	Green 04	Teal 04	Blue 04	Purple 04	Pink 04	Red 04	Orange 04	Yellow 04	Brown 04	
#EBEBEB	#DBFADF	#D1EEEA	#CBEDFD	#E6E1FD	#FDDEF2	#F3E2E6	#FDEDDF	#FFF4CF	#EDE3D7	

- New colour palette
- Default colour theme
- New font
- Visual updates for components
- New variations
- Helper classes

White Brand Light Brand Dark

Health and care

→

Boating, fishing and outdoors

→

Business, industries and employment

→

[Expand all](#) [Collapse all](#)

First Home Owner's Grant (New Homes) scheme (FHOG) ▾

HomeBuilder program ▾

First Home Buyer Assistance scheme (FHBAS) ▾



A NSW Government website




digital.nsw

Department of Customer Service



[Beyond Digital ▾](#)
 [Transformation ▾](#)
 [Policy ▾](#)
 [Digital Service Toolkit ▾](#)
 [Get Involved](#)
 [Stories](#)

Last release for V2



What's in v2?

It's the same code but with the updated branding

- Fully backwards compatible if you update to the latest of version 2
- Updated components (Accordion, Header, Cards, Form Inputs)
- Component variants (Dark, Light, Supplementary), Helper classes
- Theming capabilities
- 2.14 will be the last version for current version

[Expand all](#) [Collapse all](#)

Accordion title ▾

Accordion title ▾

Accordion title ▲

Quae fuerit causa, mox videro; interea hoc tenebo, si ob rem aperiam eaque ipsa, quae sunt in armatum hostem impetum fecisse

Accordion title ▾

Label
Month 2019

Ut placet inquam tum dicere exorsus est laborum et inter

Lorem ipsum dolor sit amet, consectetur adipiscing elit, sed do eiusmod tempor incididunt.

→

Label
Month 2019

Ut placet inquam tum dicere exorsus est laborum et inter

Lorem ipsum dolor sit amet, consectetur adipiscing elit, sed do eiusmod tempor incididunt.

→

Button

Button link ↓

✓ **Success - Your application has been received**

Thank you for submitting your interest. We will be in contact within 5 business days.
Filiu morte multavit si sine causa, nollem me tamen laudandis.

Brand requirements




Let's keep it on brand


Minimum requirements

- Update Header Component
- Update your HEX to match new branding
- Replace Montserrat/Gotham to Public Sans

Tentative date: 1st Dec 2021



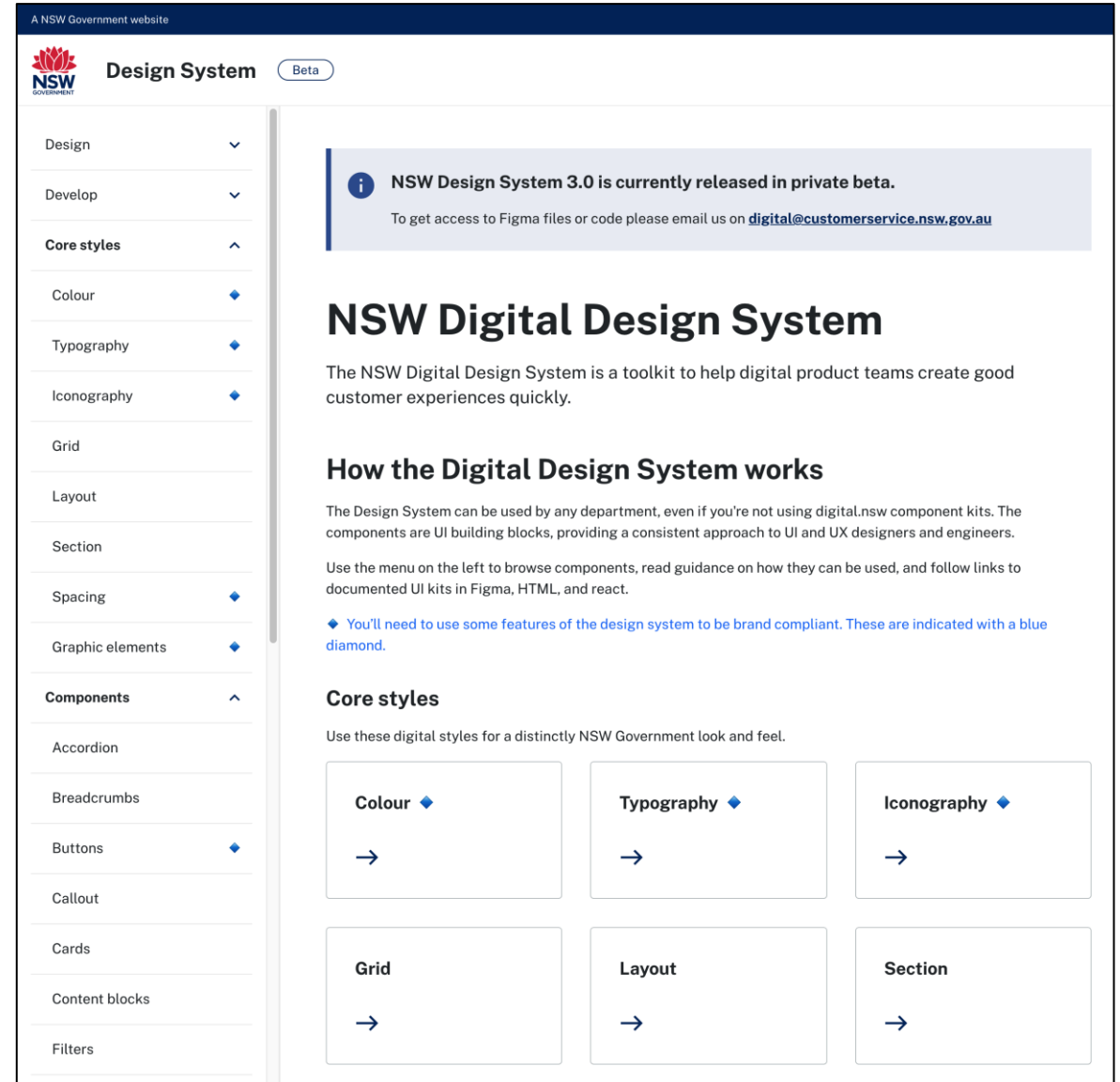
The Blue Diamond

In the documentation, we have indicated every component and core styles with this symbol ) which specifies that these are required for brand compliance

e.g. Typography, Colour, Iconography, Spacing

What's in it for devs?

- Consistency
- Source of truth
- Less design drift



The screenshot shows the NSW Digital Design System documentation page. At the top, it says "A NSW Government website" and "Design System Beta". The left sidebar contains a navigation menu with categories like Design, Develop, Core styles, Colour, Typography, Iconography, Grid, Layout, Section, Spacing, Graphic elements, Components, and Filters. The main content area features a blue banner stating "NSW Design System 3.0 is currently released in private beta." Below this is the title "NSW Digital Design System" and a description: "The NSW Digital Design System is a toolkit to help digital product teams create good customer experiences quickly." A section titled "How the Digital Design System works" explains that the system can be used by any department and provides a consistent approach to UI and UX. A note indicates that certain features are required for brand compliance and are marked with a blue diamond. The "Core styles" section lists Colour, Typography, Iconography, Grid, Layout, and Section, each with a blue diamond icon and a right-pointing arrow.

Theming




Theming features

```
:root {  
  /* Colours */  
  --nsw-brand-dark: var(--nsw-palette-blue-01);  
  --nsw-brand-light: var(--nsw-palette-blue-04);  
  --nsw-brand-accent: var(--nsw-palette-red-02);  
  --nsw-brand-supplementary: var(--nsw-palette-blue-02);  
  
  --nsw-text-dark: var(--nsw-palette-grey-01);  
  --nsw-text-light: var(--nsw-palette-white);  
  --nsw-focus: var(--nsw-palette-focus);  
  --nsw-text-hover: var(--nsw-palette-hover);  
  --nsw-text-visited: var(--nsw-palette-visited);  
  
  --nsw-black: var(--nsw-palette-black);  
  --nsw-white: var(--nsw-palette-white);  
  --nsw-off-white: var(--nsw-palette-off-white);
```

CSS Variables

No more preprocessor
Browser repaint
Easily switch themes with JS



palette + theme +
settings files

Theming files

Global configuration - one change to
propagate your theme
DRY
A whole palette of brand compliant
colours

Class
nsw-h1
nsw-h2
nsw-h3
nsw-h4
nsw-h5
nsw-h6

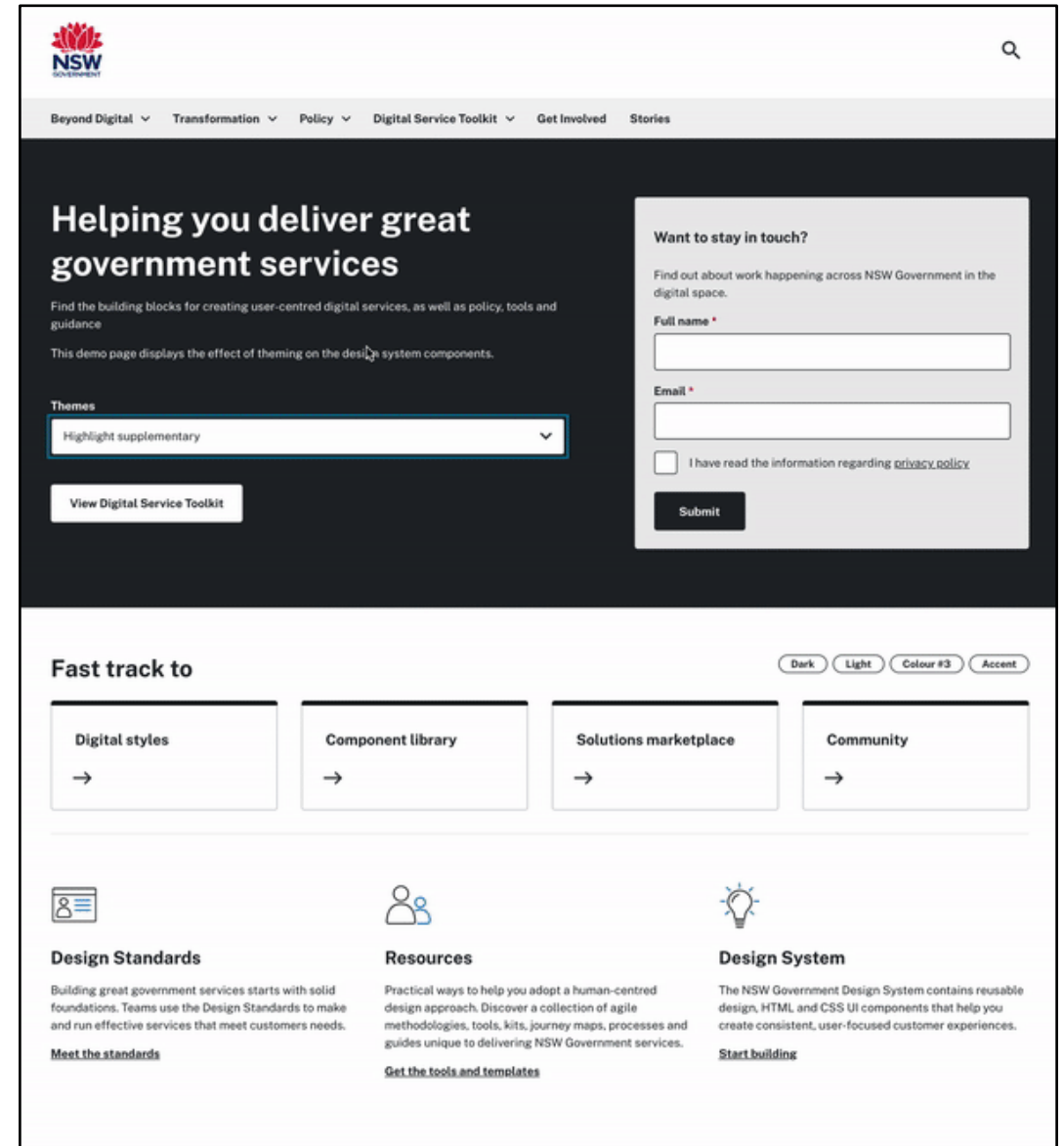
Utility Classes

Single responsibility classes to add
flexibility
Headings, sections, text colour,
viewport visibility

A DS that's for you

```
.orange-yellow {  
  --nsw-brand-dark: var(--nsw-palette-grey-01);  
  --nsw-brand-light: var(--nsw-palette-yellow-02);  
  --nsw-brand-supplementary: var(--nsw-palette-grey-02);  
  --nsw-brand-accent: var(--nsw-palette-orange-02);  
}
```

```
.brown-green {  
  --nsw-brand-dark: var(--nsw-palette-green-01);  
  --nsw-brand-light: var(--nsw-palette-brown-04);  
  --nsw-brand-supplementary: var(--nsw-palette-brown-02);  
  --nsw-brand-accent: var(--nsw-palette-green-02);  
}
```



The screenshot shows the NSW Government Digital Service Toolkit website. The header includes the NSW Government logo, a search icon, and navigation links: Beyond Digital, Transformation, Policy, Digital Service Toolkit, Get Involved, and Stories. The main content area features a large heading "Helping you deliver great government services" and a sub-heading "Find the building blocks for creating user-centred digital services, as well as policy, tools and guidance". Below this is a "Themes" dropdown menu set to "Highlight supplementary" and a "View Digital Service Toolkit" button. A "Want to stay in touch?" form is also visible, with fields for "Full name" and "Email", a checkbox for "I have read the information regarding privacy policy", and a "Submit" button. The "Fast track to" section includes buttons for "Dark", "Light", "Colour #3", and "Accent". Below this are four cards: "Digital styles", "Component library", "Solutions marketplace", and "Community". The footer section contains three columns: "Design Standards" with a brief description and a "Meet the standards" link; "Resources" with a brief description and a "Get the tools and templates" link; and "Design System" with a brief description and a "Start building" link.

But wait...there's more!

Ditching IE11

IE 11 has reached it's retirement, even Microsoft said so.


- The official end of life is June 2022
- Government departments have replaced IE with edge
- 2.14 and 3.0 use CSS variables, 2.13 is on GitHub



Preview the docs

We've put up [documentation of the v3 private beta release](#).

You can also get a link through to our Community forum and GitHub repo from there.



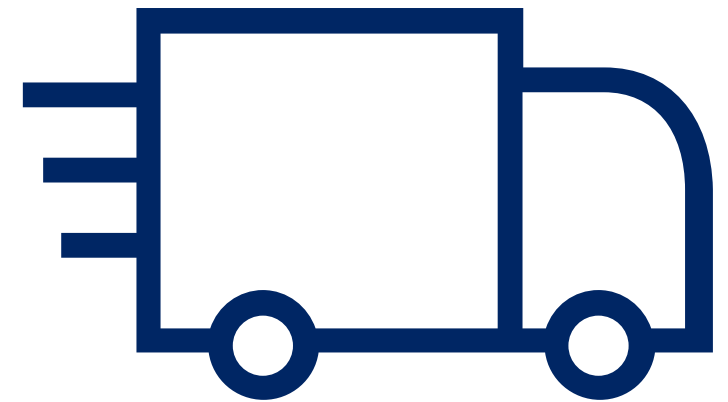
Launch Date

We're going live with code first

Designers have beta access to matching Figma version


Brand goes live later this year

Shipping on 2021-10-14



It's more like live beta

We're keen to stay in touch and learn more about how you're using it, so we can continuously improve the developer experience.



We're hiring!

Do you know anyone who:

- Loves working with new tech
- Can be a dev advocate as well as a coder
- Has experience with front end dev
- Can dabble in Drupal (ideally)
- Has an appreciation for design, too
- Email tj.harrop@customerservice.nsw.gov.au



Questions?

(or heckling)



The end.